



# ENERG

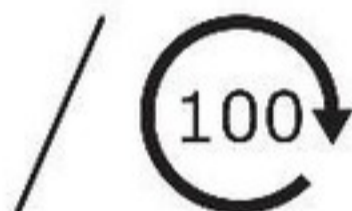


**Bosch**


WAU28PH0CS



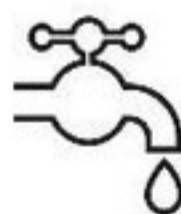
**46** kWh



**9.0** kg



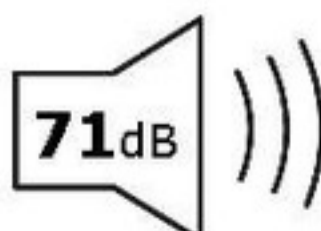
**3:48**



**48** L



A **B** C D E F G



A **B** C D